


# MOST LOVED EXTERIORS

Dulux  
Silver Tea Set

Dulux  
Lexicon<sup>®</sup> Half





## Harmonious Schemes

Moodboards have become a popular design tool, they help build a scheme that brings your vision to life.

By combining colours and textures you will gain confidence in your selection.

Cover: Roof painted Colorbond® Shale Grey™




*Dulux*  
**Black Caviar**  
A bold contemporary tone

*Dulux*  
**Lexicon® Quarter**



Colour Scheme 1 ▼


Black Caviar



Malay Grey GR11



Flooded Gum GR12




Colour Scheme 2 ▼


Grid GR17



Tinker GR17



Highgate 8W




Colour Scheme 3 ▼


Jungle Cloak A227



Still A227



Pale Tendril Quarter A228



Colour Scheme 4 ▼

Bronze Fig A215



Colorbond® Monument® C29




Oyster Linen A215

## Loved Schemes

Our dark greys and stronger tones make a confident statement, ideal for contemporary architecture or more traditional homes.

Utilise 2 or 3 harmonious colours to complement your home and bring together the desired look. Make a statement.



Terrace White 9W




Colorbond® Shale Grey™ C4



Wentworth A335




Vintage Beige N7




White Beach Quarter 25W



Carmen Miranda A88



Charmed White




Beige Calm N11




Domino GR10



Colorbond® Dune® C8



Feather Soft N12




Green Turquoise A296

## For the Love of Colour

Sometimes the clever application of a splash of colour is all that is needed to lift your home to brand new heights. A neutral colour scheme can provide the

perfect backdrop for a bold front door, that welcomes visitors and provides a personal stamp on your home. Splash a little colour.



Colorbond®  
Shale Grey™


Dulux  
Vivid White™

Dulux  
Terrace White  
Stone with a  
hint of greige


Dulux  
Wentworth  
A deep teal  
accent




## Popular Whites




Natural White™ 15W




Lexicon® Half 4W




Antique White U.S.A.® 16W



Snowy Mountains Half 3W



Beige Royal Half A192




Linseed A191




Colorbond® Woodland Grey® C23



Champignon



Vanilla Quake



Hammer Grey N5




Beige Antiquity N14




Tapestry Beige A167




Namadji® GR22



White Polar Quarter 2W



Grand Piano Half A204



Tuff A203


## Loved Neutrals

Create balance with existing features by introducing warm neutral tones. Layered neutral shades can provide a flexible

base for a broad range of building styles and add depth to your home's character. Start your style with neutrals.




Grey Port N8



Winter Terrace N13



Colorbond® Night Sky® C25



Silver Tea Set N15



Lexicon® Quarter B11




Western Myall™ GR23




Silkwort GR12




Stepney GR11



Lexicon® Half 4W



Lexicon® 6W



Tranquil Retreat GR24



Teahouse GR23

## Greys & Greige

Ever popular grey and greiges (grey-beige) have emerged as the ideal mix of sophistication and natural beauty. They are so

versatile and their chameleon-like qualities make them suitable for almost every style of home. Explore the possibilities of grey.



Colorbond®  
Night Sky®

Dulux  
Silkwort  
Warm grey  
that's fresh  
to the eye




## Traditional Homes

Celebrate and highlight the key elements that make your home special. Colours can reflect the unique architecture and valued heritage of your home and enhance its history.







Lime White




Jade Blue




Royal Blue



Pale Vellum




Sage Green




Deep Brunswick Green



Portland Stone



Regency White



Teal



Beige



Egyptian Red



Indian Red

## We're Here For You

Our expert Help & Advice team are available to help you select colours and products for your next project.

Scan the QR Code or simply call 13 25 25



# Dulux®

Worth doing, worth Dulux.

## Find the Colour You'll Love

1

Collect a range of colour chips from your paint outlet or purchase a large A4 colour swatch on [dulux.com.au](http://dulux.com.au)

2

Using a Dulux Sample Pot is a great way to test colour at home with your lighting & finishes.

3

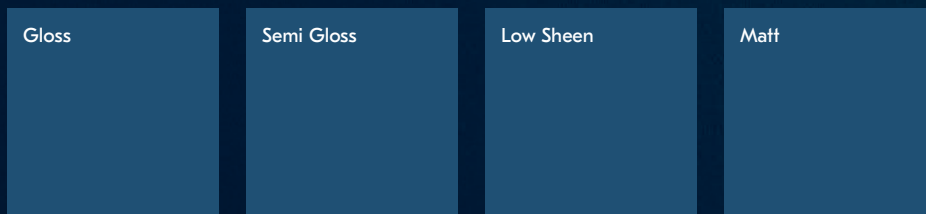
Looking for help to find the perfect scheme? Our Help & Advice team is available to call or chat via **13 25 25** or [dulux.com.au](http://dulux.com.au).



## Dulux Authentic Colour®



Here at Dulux we have been crafting some of Australia's most iconic paint colours for nearly a century. Only Dulux pigments mixed into Dulux Wash&Wear® and Dulux Weathershield® are designed to deliver a Dulux Authentic Colour® every time. So let's get started and Dulux can help you create a palette that's perfect for your home, inside & out.



Choose a sheen to finalise your colour journey.

### Disclaimers

Colours shown are as close as possible to actual paint colours. Please note, due to limitations of the printing process, photographic and printed images may not represent the true colour. Always confirm your colour choice with Dulux Sample pots.

### Registered Trade Mark Information

Dulux, Worth doing worth Dulux, Wash&Wear, Weathershield, Dulux Authentic Colour, Lexicon and Antique White U.S.A. are registered trade marks of DuluxGroup (Australia) Pty Ltd., Western Myall, Vivid White and Natural White are a trade mark of DuluxGroup (Australia) Pty Ltd. Colorbond and the Colorbond colours are registered trade marks of Bluescope Steel Limited.



DUL-EXT 03/21