

# SINKS & TAPS

BY HAFELE









## HÄFELE QUARTZ COMPOSITE SINK BENEFITS

HÄFELE Quartz Sinks are up to 80% natural quartz sand and have been specifically developed for the demands of the kitchen.

Manufactured in Germany our quartz composite sinks come with push pull watermarked wastes, connections, clips for lay on or under mounting and a generous 20 year guarantee.

The rigors of every day use vanish with hardly a trace.



Heat resistant



Impact resistant



Dirt repellent



Stain resistant



Made to last



Food safe



Odour free



Hygienic

# QUARTZ

## COMPOSITE SINKS

Single Bowl



> 450 x 430 x 200mm (LxWxD)

Finish	Cat. No.
Onyx	570.30.260

Single Bowl Laundry Sink



> 550 x 430 x 200mm (LxWxD)

Finish	Cat. No.
Onyx	570.30.270

Single Bowl With Drainer



> 780 x 500 x 180mm (LxWxD)

Finish	Cat. No.
Onyx	570.97.200

1 & 1/4 Bowl Sink With Drainer



> 1000x500x180/120mm (LxWxD)

Finish	Cat. No.
Onyx	570.97.210

1 & 3/4 Bowl Sink With Drainer



> 1160 x 500 x 180mm (LxWxD)

Finish	Cat. No.
Onyx	570.97.220

Double Bowl Sink



> 860 x 500 x 200mm (LxWxD)

Finish	Cat. No.
Onyx	570.97.230



## Single Bowl



> 450 x 430 x 200mm (LxWxD)

Finish	Cat. No.
Alpina	570.30.760

## Single Bowl Laundry Sink



> 550 x 430 x 200mm (LxWxD)

Finish	Cat. No.
Alpina	570.30.770


## Single Bowl With Drainer



> 780 x 500 x 180mm (LxWxD)

Finish	Cat. No.
Alpina	570.97.700

## 1 & 1/4 Bowl Sink With Drainer



> 1000x500x180/120mm (LxWxD)

Finish	Cat. No.
Alpina	570.97.710

## 1 & 3/4 Bowl Sink With Drainer



> 1160 x 500 x 180mm (LxWxD)

Finish	Cat. No.
Alpina	570.97.720

## Double Bowl Sink



> 860 x 500 x 200mm (LxWxD)

Finish	Cat. No.
Alpina	570.97.730

# Linen TEXTURED SINKS

Single Bowl Sink



> 450 x 450 x 200mm (LxWxD)

Finish	Cat. No.
Stainless Steel	567.33.606

Laundry Sink



> 550 x 450 x 250mm (LxWxD)

Finish	Cat. No.
Stainless Steel	567.33.616

1 & 3/4 Bowl Sink



> 780 x 450 x 200mm (LxWxD)

Finish	Cat. No.
Stainless Steel	567.33.626

Double Bowl Sink



> 880 x 450 x 200mm (LxWxD)

Finish	Cat. No.
Stainless Steel	567.33.636

Drainer Tray



> For use with Undermount

Finish	Cat. No.
Stainless Steel	567.34.974

Colander



> Plastic tabs for easy sliding

Finish	Cat. No.
Stainless Steel	567.34.952


## Single Bowl Sink



> 450 x 450 x 200mm (LxWxD)

Finish	Cat. No.
Gun Metal	567.33.646

## Laundry Sink



> 550 x 450 x 250mm (LxWxD)

Finish	Cat. No.
Gun Metal	567.33.656

## 1 & 3/4 Bowl Sink



> 780 x 450 x 200mm (LxWxD)

Finish	Cat. No.
Gun Metal	567.33.666

## Double Bowl Sink



> 880 x 450 x 200mm (LxWxD)

Finish	Cat. No.
Gun Metal	567.33.676

## Drainer Tray



> For use with Undermount


Finish	Cat. No.
Gun Metal	567.34.975

## Colander



> Plastic tabs for easy sliding

Finish	Cat. No.
Gun Metal	567.34.953





# SQUARELINE SINKS



Single Bowl Sink



- > 450 x 450 x 200mm (LxWxD)
- > Lay on, Flush, Undermount

Finish	Cat. No.
Stainless Steel	567.33.306

Laundry Sink



- > 550 x 450 x 250mm (LxWxD)
- > Lay on, Flush, Undermount

Finish	Cat. No.
Stainless Steel	567.33.316

1 & 3/4 Bowl Sink



- > 780 x 450 x 200mm (LxWxD)
- > Lay on, Flush, Undermount

Finish	Cat. No.
Stainless Steel	567.33.326

Double Bowl Sink



- > 880 x 450 x 200mm (LxWxD)
- > Lay on, Flush, Undermount

Finish	Cat. No.
Stainless Steel	567.33.336


Single Bowl Sink With Drainer



- > 770 x 450 x 200mm (LxWxD)
- > Lay on, Flush, Undermount

Finish	Cat. No.
Stainless Steel	567.33.346


1 & 3/4 Bowl With Drainer



- > 1100 x 450 x 200mm (LxWxD)
- > Lay on, Flush, Undermount

Finish	Cat. No.
Stainless Steel	567.33.356

Double Bowl Sink With Drainer



- > 1200 x 450 x 200mm (LxWxD)
- > Lay on, Flush, Undermount

Finish	Cat. No.
Stainless Steel	567.33.366

Drainer Tray



- > Stainless steel finish
- > For use with Undermount

Finish	Cat. No.
Stainless Steel	567.34.971

Colander



- > Plastic tabs for easy sliding

Finish	Cat. No.
Stainless Steel	567.34.951



# SQUARELINE PLUS SINKS

# HÄFELE

Single Bowl Drainer (L/H Shown)



> 860 x 500 x 200mm (LxWxD)

Finish	Cat. No.
Stainless Steel R/H	567.31.201
Stainless Steel L/H	567.31.202

1 & 3/4 Bowl (L/H Shown)



> 1160 x 500 x 200mm (LxWxD)

Finish	Cat. No.
Stainless Steel R/H	567.31.221
Stainless Steel L/H	567.31.222

Single Bowl



> 450 x 450 x 210mm (LxWxD)

Finish	Cat. No.
Stainless Steel	567.33.200

Double Bowl



> 780 x 450 x 200mm (LxWxD)

Finish	Cat. No.
Stainless Steel	567.33.250

Laundry Bowl Top Mount



> 580 x 530 x 220mm (LxWxD)

Finish	Cat. No.
Stainless Steel	567.33.260





# ESSENTIALS SINKS

# HÄFELE

Single Bowl Sink



> 820 x 500 x 180 mm (LxWxD)  
\* Right hand drain shown

Version	Cat. No.
RH	567.01.024
LH	567.01.025

1 & 3/4 Bowl Sink



> 1080 x 480 x 180mm (LxWxD)  
\* Right hand drain shown

Version	Cat. No.
RH	567.30.110
LH	567.30.010

Double Bowl Sink



> 1200 x 500 x 180mm (LxWxD)  
\* Right hand drain shown

Version	Cat. No.
RH	567.30.100
LH	567.30.000

Undermount  
Single Bowl Sink



> 445 x 395 x 180mm (LxWxD)

Finish	Cat. No.
Stainless Steel	567.33.130

Laundry Tub



> 600 x 500 x 240mm (LxWxD)

Finish	Cat. No.
Stainless Steel	567.30.120

Round Bowl Sink



> 450 x 200mm (ØxD)

Finish	Cat. No.
Stainless Steel	567.56.000

Undermount  
1 & 3/4 Bowl Sink



> 800 x 490 x 190mm(LxWxD)

Finish	Cat. No.
Stainless Steel	567.33.116

Undermount  
Double Bowl Sink



> 780 x 445 x 200mm (LxWxD)

Finish	Cat. No.
Stainless Steel	567.33.106





# ACCESSORIES SINKS



## Bypass Kit



> Suits laundry tub: 567.30.120

Cat. No.
567.34.980

## Double Bowl Sink Accessory Pack



> Suits double bowl sinks:  
567.33.106 & 567.33.116

Cat. No.
567.34.902

## 1 & 3/4 Bowl Sink Accessory Pack



> Suits 1 & 3/4 bowl sinks:  
567.30.110 & 567.30.010

Cat. No.
567.34.901

## Drainer Tray



> Stainless steel satin finish  
> Suits undermount sink: 567.33.106

Cat. No.
567.34.973

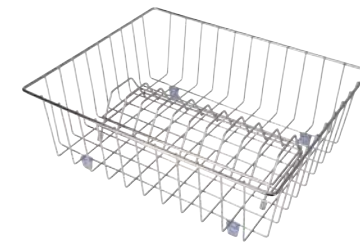
## Universal Drainer Mat



> Stainless steel satin finish  
> 420 x 440mm (LxW)

Cat. No.
567.34.970

## Wire Basket



> Stainless steel satin finish  
> Suitable for all Squareline sinks

Cat. No.
567.34.910

# ASSISTED LIVING SINKS & TAPS



**Squareline Sink**  
Single Bowl Sink



> 450 x 550 x 145mm (LxWxD)

Finish	Cat. No.
Stainless Steel	567.31.250

**Squareline Sink**  
Single Bowl Sink With Drainer



> 450 x 830 x 145mm (LxWxD)

Finish	Cat. No.
Stainless Steel	567.31.260

**Kitchen Sink Mixer**



Finish	Cat. No.
Polished Chrome	566.58.209



A close-up photograph of a Häfele kitchen tap is shown on the left side of the page. The tap has a curved, gooseneck-style spout and a cylindrical handle. The background is a blurred indoor setting with green plants.

## TAPS BY HÄFELE

With more than 90 years of experience, Häfele's range of mixer taps are designed with the home user in mind and are made to the strictest WELS requirements for the Australian market.

Contemporary, practical and reliable, we have selected only the best manufacturers who truly understand our brand and our vision to provide Kitchen Designers and end users with a comprehensive range of mixer taps. Be it chrome, black, combination of black and chrome or stainless steel, Häfele has a mixer tap to suit your design.

The mixer tap range includes traditional lever style, gooseneck, squareline and industrial look as well as mixers with pull out vegie sprays or spouts ensuring no part of the sink is out of reach.

Häfele mixer taps have also been designed with our comprehensive sink range in mind. Whether it be a stainless steel pressed Essentials sink, handmade Squareline brushed or Linen textured sink or a Quartz composite sink, we will have a mixer to suit.

# MIXER TAPS

Mixer Tap



Finish	Cat. No.
Polished Chrome	566.58.200

Mixer Tap



Finish	Cat. No.
Polished Chrome	569.40.210

Mixer Tap  
Flat



Finish	Cat. No.
Matt Black / Chrome	566.68.301

# MIXER TAPS

**HÄFELE**

**Mixer Tap**  
With Pull-Out Vegie Sprayer



Finish	Cat. No.
Polished Chrome	569.40.200

**Mixer Tap**  
With Pull-Out Vegie Sprayer



Finish	Cat. No.
Polished Chrome	569.40.220

**Squareline Mixer Tap**  
Flat



Finish	Cat. No.
Polished Chrome	569.41.250

# GOOSENECK TAPS

Mixer Tap  
Gooseneck



Finish	Cat. No.
Matt Black	569.41.310

Mixer Tap  
With Pull Out Sprayer



Finish	Cat. No.
Matt Black	566.68.311

Mixer Tap  
Flat



Finish	Cat. No.
Matt Black	566.68.321



# GOOSENECK TAPS

**HÄFELE**

**Mixer Tap**  
Gooseneck



Finish	Cat. No.
Polished Chrome	566.58.220

**Mixer Tap**  
With Pull-out Vegie Sprayer



Finish	Cat. No.
Black PVD Brushed / Polished Chrome	566.69.351

**Mixer Tap**  
With Pull Out Sprayer



Finish	Cat. No.
Black PVD / Brushed Stainless Steel	566.68.360



# GOOSENECK TAPS



**Mixer Tap**  
With Pull-Out Vegie Sprayer



Finish	Cat. No.
Polished Chrome	566.68.250

**Mixer Tap**  
With Pull-Out Sprayer



Finish	Cat. No.
Stainless Steel	566.68.080

**Mixer Tap**  
With Pull-out Vegie Sprayer



Finish	Cat. No.
Polished Chrome	566.68.270

**Mixer Tap**  
With Pull-Out Vegie Sprayer



Finish	Cat. No.
Stainless Steel	566.68.090








# GOOSENECK TAPS



## Mixer Tap

Gooseneck With Pull-Out Sprayer



Finish	Cat. No.
Stainless Steel	569.41.030

## Mixer Tap

Gooseneck With Pull-Out Sprayer



Finish	Cat. No.
Gun Metal PVD Brushed Stainless Steel	566.69.340

## Mixer Tap

Gooseneck With Pull-Out Sprayer



Finish	Cat. No.
Black PVD Brushed Stainless Steel	566.68.340

## Mixer Tap

Gooseneck With Pull-Out Sprayer



Finish	Cat. No.
Gold PVD Brushed Stainless Steel	566.68.840



**HÄFELE**

SINKS & TAPS BY HÄFELE - 03.2022

**Häfele Australia Pty. Ltd.** | 8 Monterey Road | Dandenong | Victoria 3175  
Phone: 1300 659 728 | Fax: (03) 9212 2001 | Email: [info@hafele.com.au](mailto:info@hafele.com.au) | [www.hafele.com.au](http://www.hafele.com.au)

**HÄFELE LOCATIONS:**

**Australia** | MELBOURNE | SYDNEY | NEWCASTLE | BRISBANE | ADELAIDE | LAUNCESTON | HOBART | PERTH